

Voting System Post-Election Audit Report

County: Bay Date of Election: 11/08/2022

Type of Audit (check applicable box): Manual Automated Independent

Precinct Number(s): All

Race (if Manual Audit): All

1. Overall accuracy of the audit:
99.99%
2. Description of any problems or discrepancies encountered:
More over votes seen by tabulation system than Clear Audit system.
3. Likely cause of such problems or discrepancies:
Human Error when marking ballots
4. Recommended corrective action with respect to avoiding or mitigating such circumstances in future elections:
N/A

Check applicable box and sign below:

- We hereby certify that the report of the voting system audit performed for the election is accurate and that attached are precinct summary reports for each precinct audited.
- We hereby certify that a voting system audit was not done because a manual recount was conducted under s. 102.166, Florida Statutes.

Signatures of County Canvassing Board members:

William Dyer




Printed Name

Mark Andersen

Printed Name

Robert Carroll

Printed Name

Signature

Signature

Signature

11/18/22

Date

11/18/22

Date

11/18/22

Date

RUN DATE:11/18/22 05:19 PM

REPORT-EL45A PAGE 001

| | TOTAL VOTES | % | EV- | AV- | ED- | PV- | OT- |
|--|-------------|--------|--------|--------|--------|-----|-----|
| PRECINCTS COUNTED (OF 27) | 27 | 100.00 | | | | | |
| REGISTERED VOTERS - TOTAL | 124,338 | | | | | | |
| BALLOTS CAST - TOTAL | 67,243 | | 29,024 | 15,639 | 22,580 | 0 | 0 |
| BALLOTS CAST - BLANK | 2 | | 1 | 1 | 0 | 0 | 0 |
| VOTER TURNOUT - TOTAL | | 54.08 | | | | | |
| VOTER TURNOUT - BLANK | | | | | | | |
| United States Senator | | | | | | | |
| (VOTE FOR) 1 | | | | | | | |
| Marco Rubio (REP) | 51,657 | 77.09 | 23,928 | 9,718 | 18,011 | 0 | 0 |
| Val Demings (DEM) | 14,547 | 21.71 | 4,790 | 5,620 | 4,137 | 0 | 0 |
| Dennis Misigoy (LPF) | 300 | .45 | 94 | 73 | 133 | 0 | 0 |
| Steven B. Grant (NPA) | 255 | .38 | 81 | 65 | 109 | 0 | 0 |
| Tuan TQ Nguyen (NPA) | 196 | .29 | 48 | 63 | 85 | 0 | 0 |
| WRITE-IN | 54 | .08 | 12 | 18 | 24 | 0 | 0 |
| Over Votes | 14 | | 3 | 10 | 1 | 0 | 0 |
| Under Votes | 220 | | 68 | 72 | 80 | 0 | 0 |
| Representative in Congress District 2 | | | | | | | |
| (VOTE FOR) 1 | | | | | | | |
| Neal Dunn (REP) | 51,848 | 77.57 | 23,994 | 9,773 | 18,081 | 0 | 0 |
| Al Lawson (DEM) | 14,990 | 22.43 | 4,890 | 5,753 | 4,347 | 0 | 0 |
| Over Votes | 9 | | 4 | 1 | 4 | 0 | 0 |
| Under Votes | 396 | | 136 | 112 | 148 | 0 | 0 |
| Governor and Lieutenant Governor | | | | | | | |
| (VOTE FOR) 1 | | | | | | | |
| Ron DeSantis (REP) | 52,590 | 78.38 | 24,210 | 9,915 | 18,465 | 0 | 0 |
| Charlie Crist (DEM) | 14,091 | 21.00 | 4,658 | 5,527 | 3,906 | 0 | 0 |
| Hector Roos (LPF) | 199 | .30 | 57 | 62 | 80 | 0 | 0 |
| Carmen Jackie Gimenez (NPA) | 213 | .32 | 48 | 77 | 88 | 0 | 0 |
| Over Votes | 17 | | 5 | 9 | 3 | 0 | 0 |
| Under Votes | 133 | | 46 | 49 | 38 | 0 | 0 |
| Attorney General | | | | | | | |
| (VOTE FOR) 1 | | | | | | | |
| Ashley Moody (REP) | 52,728 | 79.03 | 24,318 | 9,998 | 18,412 | 0 | 0 |
| Aramis Ayala (DEM) | 13,991 | 20.97 | 4,552 | 5,469 | 3,970 | 0 | 0 |
| Over Votes | 4 | | 1 | 2 | 1 | 0 | 0 |
| Under Votes | 520 | | 153 | 170 | 197 | 0 | 0 |
| Chief Financial Officer | | | | | | | |
| (VOTE FOR) 1 | | | | | | | |
| Jimmy Patronis (REP) | 53,919 | 80.68 | 24,671 | 10,563 | 18,685 | 0 | 0 |
| Adam Hattersley (DEM) | 12,913 | 19.32 | 4,226 | 4,954 | 3,733 | 0 | 0 |
| Over Votes | 2 | | 1 | 0 | 1 | 0 | 0 |
| Under Votes | 409 | | 126 | 122 | 161 | 0 | 0 |

11/18/22 11:11:02 AM 001 001

RUN DATE:11/18/22 05:19 PM

REPORT-EL45A PAGE 002

| | TOTAL VOTES | % | EV- | AV- | ED- | PV- | OT- |
|--|-------------|-------|--------|-------|--------|-----|-----|
| Commissioner of Agriculture | | | | | | | |
| (VOTE FOR) 1 | | | | | | | |
| Wilton Simpson (REP) | 51,333 | 77.61 | 23,828 | 9,597 | 17,908 | 0 | 0 |
| Naomi Esther Blemur (DEM) | 14,810 | 22.39 | 4,826 | 5,695 | 4,289 | 0 | 0 |
| Over Votes | 13 | | 4 | 1 | 8 | 0 | 0 |
| Under Votes | 1,087 | | 366 | 346 | 375 | 0 | 0 |
| State Senator District 2 | | | | | | | |
| (VOTE FOR) 1 | | | | | | | |
| Jay Trumbull (REP) | 51,817 | 78.20 | 23,809 | 9,930 | 18,078 | 0 | 0 |
| Carolynn Zonia (DEM) | 14,443 | 21.80 | 4,779 | 5,484 | 4,180 | 0 | 0 |
| Over Votes | 8 | | 6 | 0 | 2 | 0 | 0 |
| Under Votes | 975 | | 430 | 225 | 320 | 0 | 0 |
| Justice of the Supreme Court Canady | | | | | | | |
| (VOTE FOR) 1 | | | | | | | |
| Yes | 40,727 | 67.24 | 18,294 | 8,826 | 13,607 | 0 | 0 |
| No. | 19,845 | 32.76 | 8,017 | 5,205 | 6,623 | 0 | 0 |
| Over Votes | 32 | | 14 | 6 | 12 | 0 | 0 |
| Under Votes | 6,639 | | 2,699 | 1,602 | 2,338 | 0 | 0 |
| Justice of the Supreme Court Couriel | | | | | | | |
| (VOTE FOR) 1 | | | | | | | |
| Yes | 42,462 | 70.46 | 19,391 | 8,822 | 14,249 | 0 | 0 |
| No. | 17,805 | 29.54 | 6,774 | 5,140 | 5,891 | 0 | 0 |
| Over Votes | 29 | | 20 | 3 | 6 | 0 | 0 |
| Under Votes | 6,947 | | 2,839 | 1,674 | 2,434 | 0 | 0 |
| Justice of the Supreme Court Grosshans | | | | | | | |
| (VOTE FOR) 1 | | | | | | | |
| Yes | 42,370 | 70.52 | 19,354 | 8,836 | 14,180 | 0 | 0 |
| No. | 17,710 | 29.48 | 6,762 | 5,064 | 5,884 | 0 | 0 |
| Over Votes | 34 | | 14 | 8 | 12 | 0 | 0 |
| Under Votes | 7,129 | | 2,894 | 1,731 | 2,504 | 0 | 0 |
| Justice of the Supreme Court Labarga | | | | | | | |
| (VOTE FOR) 1 | | | | | | | |
| Yes | 36,176 | 60.19 | 15,620 | 8,730 | 11,826 | 0 | 0 |
| No. | 23,927 | 39.81 | 10,481 | 5,194 | 8,252 | 0 | 0 |
| Over Votes | 36 | | 16 | 6 | 14 | 0 | 0 |
| Under Votes | 7,104 | | 2,907 | 1,709 | 2,488 | 0 | 0 |
| Justice of the Supreme Court Polston | | | | | | | |
| (VOTE FOR) 1 | | | | | | | |
| Yes | 39,441 | 65.51 | 17,604 | 8,777 | 13,060 | 0 | 0 |
| No. | 20,764 | 34.49 | 8,562 | 5,165 | 7,037 | 0 | 0 |
| Over Votes | 19 | | 4 | 7 | 8 | 0 | 0 |
| Under Votes | 7,019 | | 2,854 | 1,690 | 2,475 | 0 | 0 |

BAYCOUNTYFLORIDA.COM

RUN DATE:11/18/22 05:19 PM

REPORT-EL45A PAGE 003

| | TOTAL VOTES | % | EV- | AV- | ED- | PV- | OT- |
|---|-------------|-------|--------|-------|--------|-----|-----|
| District Court of Appeal Bilbrey | | | | | | | |
| (VOTE FOR) 1 | | | | | | | |
| Yes | 40,881 | 68.39 | 18,479 | 8,873 | 13,529 | 0 | 0 |
| No. | 18,897 | 31.61 | 7,487 | 4,941 | 6,469 | 0 | 0 |
| Over Votes | 97 | | 46 | 14 | 37 | 0 | 0 |
| Under Votes | 7,368 | | 3,012 | 1,811 | 2,545 | 0 | 0 |
| District Court of Appeal Kelsey | | | | | | | |
| (VOTE FOR) 1 | | | | | | | |
| Yes | 41,031 | 68.97 | 18,340 | 9,134 | 13,557 | 0 | 0 |
| No. | 18,459 | 31.03 | 7,490 | 4,647 | 6,322 | 0 | 0 |
| Over Votes | 28 | | 13 | 6 | 9 | 0 | 0 |
| Under Votes | 7,725 | | 3,181 | 1,852 | 2,692 | 0 | 0 |
| District Court of Appeal Long | | | | | | | |
| (VOTE FOR) 1 | | | | | | | |
| Yes | 42,195 | 70.64 | 19,192 | 8,858 | 14,145 | 0 | 0 |
| No. | 17,538 | 29.36 | 6,741 | 4,963 | 5,834 | 0 | 0 |
| Over Votes | 41 | | 21 | 5 | 15 | 0 | 0 |
| Under Votes | 7,469 | | 3,070 | 1,813 | 2,586 | 0 | 0 |
| District Court of Appeal Rowe | | | | | | | |
| (VOTE FOR) 1 | | | | | | | |
| Yes | 40,118 | 67.12 | 17,699 | 8,978 | 13,441 | 0 | 0 |
| No. | 19,656 | 32.88 | 8,260 | 4,847 | 6,549 | 0 | 0 |
| Over Votes | 43 | | 27 | 6 | 10 | 0 | 0 |
| Under Votes | 7,426 | | 3,038 | 1,808 | 2,580 | 0 | 0 |
| District Court of Appeal Winokur | | | | | | | |
| (VOTE FOR) 1 | | | | | | | |
| Yes | 40,892 | 68.42 | 18,617 | 8,612 | 13,663 | 0 | 0 |
| No. | 18,872 | 31.58 | 7,350 | 5,184 | 6,338 | 0 | 0 |
| Over Votes | 21 | | 14 | 1 | 6 | 0 | 0 |
| Under Votes | 7,458 | | 3,043 | 1,842 | 2,573 | 0 | 0 |
| No. 1 Constitutional Amendment | | | | | | | |
| (VOTE FOR) 1 | | | | | | | |
| Yes | 37,288 | 59.51 | 16,661 | 8,484 | 12,143 | 0 | 0 |
| No. | 25,366 | 40.49 | 10,591 | 5,819 | 8,956 | 0 | 0 |
| Over Votes | 21 | | 15 | 1 | 5 | 0 | 0 |
| Under Votes | 4,568 | | 1,757 | 1,335 | 1,476 | 0 | 0 |
| No. 2 Constitutional Amendment | | | | | | | |
| (VOTE FOR) 1 | | | | | | | |
| Yes | 35,113 | 56.46 | 15,555 | 7,830 | 11,728 | 0 | 0 |
| No. | 27,079 | 43.54 | 11,507 | 6,405 | 9,167 | 0 | 0 |
| Over Votes | 23 | | 11 | 3 | 9 | 0 | 0 |
| Under Votes | 5,028 | | 1,951 | 1,401 | 1,676 | 0 | 0 |

11/18/22 05:19 PM

RUN DATE:11/18/22 05:19 PM

REPORT-EL45A PAGE 004

| | TOTAL VOTES | % | EV- | AV- | ED- | PV- | OT- |
|--|-------------|-------|--------|-------|--------|-----|-----|
| No. 3 Constitutional Amendment (VOTE FOR) 1 | | | | | | | |
| Yes | 39,536 | 61.94 | 16,743 | 8,737 | 14,056 | 0 | 0 |
| No. | 24,290 | 38.06 | 10,932 | 5,911 | 7,447 | 0 | 0 |
| Over Votes | 23 | | 11 | 3 | 9 | 0 | 0 |
| Under Votes | 3,394 | | 1,338 | 988 | 1,068 | 0 | 0 |

11/18/2022 05:19 PM

Statement of Votes Cast by Geography
 Bay County, FL, General Election, 11/8/2022
 All Precincts, All Districts, Vote By Mail, All ScanStations, All Contests, All Boxes
 Total Ballots Cast: 15639

| Choice | Votes | Vote % | VBM |
|--|-------|---------|-------|
| All Precincts | | | |
| United States Senator (Vote for 1) | | | |
| 15639 ballots (11 over voted ballots, 11 overvotes, 72 blank voted) | | | |
| Marco Rubio | 9718 | 62.47% | 9718 |
| Val Demings | 5619 | 36.12% | 5619 |
| Dennis Misigoy | 73 | 0.47% | 73 |
| Steven B. Grant | 65 | 0.42% | 65 |
| Tuan TQ Nguyen | 63 | 0.40% | 63 |
| Write-In | 18 | 0.12% | 18 |
| Total | 15556 | 100.00% | 15556 |
| Representative in Congress District 2 (Vote for 1) | | | |
| 15639 ballots (2 over voted ballots, 2 overvotes, 111 blank voted) | | | |
| Neal Dunn | 9773 | 62.95% | 9773 |
| Al Lawson | 5753 | 37.05% | 5753 |
| Total | 15526 | 100.00% | 15526 |
| Governor and Lieutenant Governor (Vote for 1) | | | |
| 15639 ballots (9 over voted ballots, 9 overvotes, 49 blank voted) | | | |
| Ron DeSantis/Jeanette Nuñez | 9915 | 63.64% | 9915 |
| Charlie Crist/Karla Hernandez | 5527 | 35.47% | 5527 |
| Hector Roos/Jerry "Tub" Rorabaugh | 62 | 0.40% | 62 |
| Carmen Jackie Gimenez/Kyle "KC" Gibson | 77 | 0.49% | 77 |
| Total | 15581 | 100.00% | 15581 |
| Attorney General (Vote for 1) | | | |
| 15639 ballots (2 over voted ballots, 2 overvotes, 170 blank voted) | | | |
| Ashley Moody | 9998 | 64.64% | 9998 |
| Aramis Ayala | 5469 | 35.36% | 5469 |
| Total | 15467 | 100.00% | 15467 |
| Chief Financial Officer (Vote for 1) | | | |
| 15639 ballots (0 over voted ballots, 0 overvotes, 122 blank voted) | | | |
| Jimmy Patronis | 10563 | 68.07% | 10563 |
| Adam Hattersley | 4954 | 31.93% | 4954 |
| Total | 15517 | 100.00% | 15517 |
| Commissioner of Agriculture (Vote for 1) | | | |
| 15639 ballots (1 over voted ballots, 1 overvotes, 346 blank voted) | | | |
| Wilton Simpson | 9597 | 62.76% | 9597 |
| Naomi Esther Blemur | 5695 | 37.24% | 5695 |
| Total | 15292 | 100.00% | 15292 |
| State Senator District 2 (Vote for 1) | | | |
| 15639 ballots (0 over voted ballots, 0 overvotes, 224 blank voted) | | | |
| Jay Trumbull | 9931 | 64.42% | 9931 |
| Carolynn Zonia | 5484 | 35.58% | 5484 |
| Total | 15415 | 100.00% | 15415 |
| Shall Justice Charles T. Canady of the Supreme ... (Vote for 1) | | | |
| 15639 ballots (6 over voted ballots, 6 overvotes, 1602 blank voted) | | | |
| Yes | 8826 | 62.90% | 8826 |
| No | 5205 | 37.10% | 5205 |
| Total | 14031 | 100.00% | 14031 |
| Shall Justice John D. Couriel of the Supreme ... (Vote for 1) | | | |
| 15639 ballots (3 over voted ballots, 3 overvotes, 1674 blank voted) | | | |
| Yes | 8822 | 63.19% | 8822 |
| No | 5140 | 36.81% | 5140 |

11/14/2022 12:11:05 PM

Statement of Votes Cast by Geography
 Bay County, FL, General Election, 11/8/2022
 All Precincts, All Districts, Vote By Mail, All ScanStations, All Contests, All Boxes
 Total Ballots Cast: 15639

| Choice | Votes | Vote % | VBM |
|--------|-------|---------|-------|
| Total | 13962 | 100.00% | 13962 |

Shall Justice Jamie Grosshans of the Supreme ... (Vote for 1)

15639 ballots (8 over voted ballots, 8 overvotes, 1731 blank voted)

| | | | |
|-------|-------|---------|-------|
| Yes | 8836 | 63.57% | 8836 |
| No | 5064 | 36.43% | 5064 |
| Total | 13900 | 100.00% | 13900 |

Shall Justice Jorge Labarga of the Supreme Court ... (Vote for 1)

15639 ballots (7 over voted ballots, 7 overvotes, 1709 blank voted)

| | | | |
|-------|-------|---------|-------|
| Yes | 8730 | 62.70% | 8730 |
| No | 5193 | 37.30% | 5193 |
| Total | 13923 | 100.00% | 13923 |

Shall Justice Ricky Polston of the Supreme Court ... (Vote for 1)

15639 ballots (7 over voted ballots, 7 overvotes, 1690 blank voted)

| | | | |
|-------|-------|---------|-------|
| Yes | 8777 | 62.95% | 8777 |
| No | 5165 | 37.05% | 5165 |
| Total | 13942 | 100.00% | 13942 |

Shall Judge Ross L. Bilbrey of the First District ... (Vote for 1)

15639 ballots (14 over voted ballots, 14 overvotes, 1811 blank voted)

| | | | |
|-------|-------|---------|-------|
| Yes | 8873 | 64.23% | 8873 |
| No | 4941 | 35.77% | 4941 |
| Total | 13814 | 100.00% | 13814 |

Shall Judge Susan Kelsey of the First District ... (Vote for 1)

15639 ballots (6 over voted ballots, 6 overvotes, 1850 blank voted)

| | | | |
|-------|-------|---------|-------|
| Yes | 9135 | 66.28% | 9135 |
| No | 4648 | 33.72% | 4648 |
| Total | 13783 | 100.00% | 13783 |

Shall Judge Bobby Long of the First District ... (Vote for 1)

15639 ballots (5 over voted ballots, 5 overvotes, 1812 blank voted)

| | | | |
|-------|-------|---------|-------|
| Yes | 8859 | 64.09% | 8859 |
| No | 4963 | 35.91% | 4963 |
| Total | 13822 | 100.00% | 13822 |

Shall Judge Lori S. Rowe of the First District ... (Vote for 1)

15639 ballots (6 over voted ballots, 6 overvotes, 1808 blank voted)

| | | | |
|-------|-------|---------|-------|
| Yes | 8978 | 64.94% | 8978 |
| No | 4847 | 35.06% | 4847 |
| Total | 13825 | 100.00% | 13825 |

Shall Judge Bo Winokur of the First District ... (Vote for 1)

15639 ballots (1 over voted ballots, 1 overvotes, 1840 blank voted)

| | | | |
|-------|-------|---------|-------|
| Yes | 8615 | 62.44% | 8615 |
| No | 5183 | 37.56% | 5183 |
| Total | 13798 | 100.00% | 13798 |

Limitation on the Assessment of Real Property ... (Vote for 1)

15639 ballots (1 over voted ballots, 1 overvotes, 1333 blank voted)

| | | | |
|-------|-------|---------|-------|
| Yes | 8485 | 59.31% | 8485 |
| No | 5820 | 40.69% | 5820 |
| Total | 14305 | 100.00% | 14305 |

Abolishing the Constitution Revision Commission ... (Vote for 1)

15639 ballots (3 over voted ballots, 3 overvotes, 1401 blank voted)

| | | | |
|-----|------|--------|------|
| Yes | 7830 | 55.01% | 7830 |
|-----|------|--------|------|

Statement of Votes Cast by Geography
Bay County,FL, General Election, 11/8/2022
All Precincts, All Districts, Vote By Mail, All ScanStations, All Contests, All Boxes
Total Ballots Cast: 15639

| Choice | Votes | Vote % | VBM |
|---------------|--------------|---------------|------------|
| No | 6405 | 44.99% | 6405 |
| Total | 14235 | 100.00% | 14235 |

Additional Homestead Property Tax Exemption for ... (Vote for 1)

15639 ballots (3 over voted ballots, 3 overvotes, 989 blank voted)

| | | | |
|-------|-------|---------|-------|
| Yes | 8736 | 59.64% | 8736 |
| No | 5911 | 40.36% | 5911 |
| Total | 14647 | 100.00% | 14647 |

Statement of Votes Cast by Geography
 Bay County, FL, General Election, 11/8/2022
 All Precincts, All Districts, Early Voting, All ScanStations, All Contests, All Boxes
 Post Election Automated Independent Audit
 Total Ballots Cast: 29024

| Choice | Votes | Vote % | EV |
|--|-------|---------|-------|
| All Precincts | | | |
| United States Senator (Vote for 1) | | | |
| 29024 ballots (2 over voted ballots, 2 overvotes, 67 blank voted) | | | |
| Marco Rubio | 23929 | 82.64% | 23929 |
| Val Demings | 4791 | 16.55% | 4791 |
| Dennis Misigoy | 94 | 0.32% | 94 |
| Steven B. Grant | 81 | 0.28% | 81 |
| Tuan TQ Nguyen | 48 | 0.17% | 48 |
| Write-In | 12 | 0.04% | 12 |
| Total | 28955 | 100.00% | 28955 |
| Representative in Congress District 2 (Vote for 1) | | | |
| 29024 ballots (4 over voted ballots, 4 overvotes, 135 blank voted) | | | |
| Neal Dunn | 23994 | 83.07% | 23994 |
| Al Lawson | 4891 | 16.93% | 4891 |
| Total | 28885 | 100.00% | 28885 |
| Governor and Lieutenant Governor (Vote for 1) | | | |
| 29024 ballots (5 over voted ballots, 5 overvotes, 46 blank voted) | | | |
| Ron DeSantis/Jeanette Nuñez | 24210 | 83.56% | 24210 |
| Charlie Crist/Karla Hernandez | 4658 | 16.08% | 4658 |
| Hector Roos/Jerry "Tub" Rorabaugh | 57 | 0.20% | 57 |
| Carmen Jackie Gimenez/Kyle "KC" Gibson | 48 | 0.17% | 48 |
| Total | 28973 | 100.00% | 28973 |
| Attorney General (Vote for 1) | | | |
| 29024 ballots (1 over voted ballots, 1 overvotes, 153 blank voted) | | | |
| Ashley Moody | 24318 | 84.23% | 24318 |
| Aramis Ayala | 4552 | 15.77% | 4552 |
| Total | 28870 | 100.00% | 28870 |
| Chief Financial Officer (Vote for 1) | | | |
| 29024 ballots (1 over voted ballots, 1 overvotes, 125 blank voted) | | | |
| Jimmy Patronis | 24671 | 85.37% | 24671 |
| Adam Hattersley | 4227 | 14.63% | 4227 |
| Total | 28898 | 100.00% | 28898 |
| Commissioner of Agriculture (Vote for 1) | | | |
| 29024 ballots (2 over voted ballots, 2 overvotes, 366 blank voted) | | | |
| Wilton Simpson | 23830 | 83.16% | 23830 |
| Naomi Esther Blemur | 4826 | 16.84% | 4826 |
| Total | 28656 | 100.00% | 28656 |
| State Senator District 2 (Vote for 1) | | | |
| 29024 ballots (5 over voted ballots, 5 overvotes, 430 blank voted) | | | |
| Jay Trumbull | 23810 | 83.28% | 23810 |
| Carolynn Zonia | 4779 | 16.72% | 4779 |
| Total | 28589 | 100.00% | 28589 |
| Shall Justice Charles T. Canady of the Supreme ... (Vote for 1) | | | |
| 29024 ballots (10 over voted ballots, 10 overvotes, 2699 blank voted) | | | |
| Yes | 18297 | 69.53% | 18297 |
| No | 8018 | 30.47% | 8018 |
| Total | 26315 | 100.00% | 26315 |
| Shall Justice John D. Couriel of the Supreme ... (Vote for 1) | | | |
| 29024 ballots (15 over voted ballots, 15 overvotes, 2839 blank voted) | | | |
| Yes | 19393 | 74.10% | 19393 |
| No | 6777 | 25.90% | 6777 |

www.baycountypa.gov

Statement of Votes Cast by Geography
 Bay County, FL, General Election, 11/8/2022
 All Precincts, All Districts, Early Voting, All ScanStations, All Contests, All Boxes
 Post Election Automated Independent Audit
 Total Ballots Cast: 29024

| Choice | Votes | Vote % | EV |
|--------|-------|---------|-------|
| Total | 26170 | 100.00% | 26170 |

Shall Justice Jamie Grosshans of the Supreme ... (Vote for 1)

29024 ballots (12 over voted ballots, 12 overvotes, 2895 blank voted)

| | | | |
|-------|-------|---------|-------|
| Yes | 19356 | 74.11% | 19356 |
| No | 6761 | 25.89% | 6761 |
| Total | 26117 | 100.00% | 26117 |

Shall Justice Jorge Labarga of the Supreme Court ... (Vote for 1)

29024 ballots (15 over voted ballots, 15 overvotes, 2907 blank voted)

| | | | |
|-------|-------|---------|-------|
| Yes | 15621 | 59.85% | 15621 |
| No | 10481 | 40.15% | 10481 |
| Total | 26102 | 100.00% | 26102 |

Shall Justice Ricky Polston of the Supreme Court ... (Vote for 1)

29024 ballots (4 over voted ballots, 4 overvotes, 2854 blank voted)

| | | | |
|-------|-------|---------|-------|
| Yes | 17604 | 67.28% | 17604 |
| No | 8562 | 32.72% | 8562 |
| Total | 26166 | 100.00% | 26166 |

Shall Judge Ross L. Bilbrey of the First District ... (Vote for 1)

29024 ballots (41 over voted ballots, 41 overvotes, 3012 blank voted)

| | | | |
|-------|-------|---------|-------|
| Yes | 18484 | 71.17% | 18484 |
| No | 7487 | 28.83% | 7487 |
| Total | 25971 | 100.00% | 25971 |

Shall Judge Susan Kelsey of the First District ... (Vote for 1)

29024 ballots (10 over voted ballots, 10 overvotes, 3181 blank voted)

| | | | |
|-------|-------|---------|-------|
| Yes | 18342 | 71.00% | 18342 |
| No | 7491 | 29.00% | 7491 |
| Total | 25833 | 100.00% | 25833 |

Shall Judge Bobby Long of the First District ... (Vote for 1)

29024 ballots (17 over voted ballots, 17 overvotes, 3069 blank voted)

| | | | |
|-------|-------|---------|-------|
| Yes | 19195 | 74.00% | 19195 |
| No | 6743 | 26.00% | 6743 |
| Total | 25938 | 100.00% | 25938 |

Shall Judge Lori S. Rowe of the First District ... (Vote for 1)

29024 ballots (21 over voted ballots, 21 overvotes, 3039 blank voted)

| | | | |
|-------|-------|---------|-------|
| Yes | 17701 | 68.18% | 17701 |
| No | 8263 | 31.82% | 8263 |
| Total | 25964 | 100.00% | 25964 |

Shall Judge Bo Winokur of the First District ... (Vote for 1)

29024 ballots (9 over voted ballots, 9 overvotes, 3043 blank voted)

| | | | |
|-------|-------|---------|-------|
| Yes | 18620 | 71.69% | 18620 |
| No | 7352 | 28.31% | 7352 |
| Total | 25972 | 100.00% | 25972 |

Limitation on the Assessment of Real Property ... (Vote for 1)

29024 ballots (12 over voted ballots, 12 overvotes, 1758 blank voted)

| | | | |
|-------|-------|---------|-------|
| Yes | 16664 | 61.14% | 16664 |
| No | 10590 | 38.86% | 10590 |
| Total | 27254 | 100.00% | 27254 |

11/15/2022 11:21:00 AM 04:23:38

Statement of Votes Cast by Geography
Bay County,FL, General Election, 11/8/2022
All Precincts, All Districts, Early Voting, All ScanStations, All Contests, All Boxes
Post Election Automated Independent Audit
Total Ballots Cast: 29024

| Choice | Votes | Vote % | EV |
|--|-------|---------|-------|
| Abolishing the Constitution Revision Commission ... (Vote for 1) | | | |
| 29024 ballots (7 over voted ballots, 7 overvotes, 1952 blank voted) | | | |
| Yes | 15557 | 57.48% | 15557 |
| No | 11508 | 42.52% | 11508 |
| Total | 27065 | 100.00% | 27065 |
| Additional Homestead Property Tax Exemption for ... (Vote for 1) | | | |
| 29024 ballots (7 over voted ballots, 7 overvotes, 1337 blank voted) | | | |
| Yes | 16745 | 60.49% | 16745 |
| No | 10935 | 39.51% | 10935 |
| Total | 27680 | 100.00% | 27680 |

Statement of Votes Cast by Geography
 Bay County, FL, General Election, 11/8/2022
 All Precincts, All Districts, Election Day, All ScanStations, All Contests, All Boxes
 Post Election Automated Independent Audit
 Total Ballots Cast: 22580

| Choice | Votes | Vote % | ED |
|--|-------|---------|-------|
| All Precincts | | | |
| United States Senator (Vote for 1) | | | |
| 22580 ballots (1 over voted ballots, 1 overvotes, 81 blank voted) | | | |
| Marco Rubio | 18010 | 80.05% | 18010 |
| Val Demings | 4137 | 18.39% | 4137 |
| Dennis Misigoy | 133 | 0.59% | 133 |
| Steven B. Grant | 109 | 0.48% | 109 |
| Tuan TQ Nguyen | 85 | 0.38% | 85 |
| Write-In | 24 | 0.11% | 24 |
| Total | 22498 | 100.00% | 22498 |
| Representative in Congress District 2 (Vote for 1) | | | |
| 22580 ballots (2 over voted ballots, 2 overvotes, 148 blank voted) | | | |
| Neal Dunn | 18082 | 80.62% | 18082 |
| Al Lawson | 4348 | 19.38% | 4348 |
| Total | 22430 | 100.00% | 22430 |
| Governor and Lieutenant Governor (Vote for 1) | | | |
| 22580 ballots (3 over voted ballots, 3 overvotes, 37 blank voted) | | | |
| Ron DeSantis/Jeanette Nuñez | 18466 | 81.93% | 18466 |
| Charlie Crist/Karla Hernandez | 3906 | 17.33% | 3906 |
| Carmen Jackie Gimenez/Kyle "KC" Gibson | 88 | 0.39% | 88 |
| Hector Roos/Jerry "Tub" Rorabaugh | 80 | 0.35% | 80 |
| Total | 22540 | 100.00% | 22540 |
| Attorney General (Vote for 1) | | | |
| 22580 ballots (1 over voted ballots, 1 overvotes, 197 blank voted) | | | |
| Ashley Moody | 18412 | 82.26% | 18412 |
| Aramis Ayala | 3970 | 17.74% | 3970 |
| Total | 22382 | 100.00% | 22382 |
| Chief Financial Officer (Vote for 1) | | | |
| 22580 ballots (0 over voted ballots, 0 overvotes, 161 blank voted) | | | |
| Jimmy Patronis | 18685 | 83.34% | 18685 |
| Adam Hattersley | 3734 | 16.66% | 3734 |
| Total | 22419 | 100.00% | 22419 |
| Commissioner of Agriculture (Vote for 1) | | | |
| 22580 ballots (7 over voted ballots, 7 overvotes, 375 blank voted) | | | |
| Wilton Simpson | 17909 | 80.68% | 17909 |
| Naomi Esther Blemur | 4289 | 19.32% | 4289 |
| Total | 22198 | 100.00% | 22198 |
| State Senator District 2 (Vote for 1) | | | |
| 22580 ballots (2 over voted ballots, 2 overvotes, 320 blank voted) | | | |
| Jay Trumbull | 18078 | 81.22% | 18078 |
| Carolynn Zonia | 4180 | 18.78% | 4180 |
| Total | 22258 | 100.00% | 22258 |
| Shall Justice Charles T. Canady of the Supreme ... (Vote for 1) | | | |
| 22580 ballots (8 over voted ballots, 8 overvotes, 2337 blank voted) | | | |
| Yes | 13610 | 67.26% | 13610 |
| No | 6625 | 32.74% | 6625 |
| Total | 20235 | 100.00% | 20235 |
| Shall Justice John D. Couriel of the Supreme ... (Vote for 1) | | | |
| 22580 ballots (4 over voted ballots, 4 overvotes, 2433 blank voted) | | | |
| Yes | 14252 | 70.75% | 14252 |
| No | 5891 | 29.25% | 5891 |

www.baycountypa.gov

Statement of Votes Cast by Geography
 Bay County, FL, General Election, 11/8/2022
 All Precincts, All Districts, Election Day, All ScanStations, All Contests, All Boxes
 Post Election Automated Independent Audit
 Total Ballots Cast: 22580

| Choice | Votes | Vote % | ED |
|--------|-------|---------|-------|
| Total | 20143 | 100.00% | 20143 |

Shall Justice Jamie Grosshans of the Supreme ... (Vote for 1)

22580 ballots (10 over voted ballots, 10 overvotes, 2504 blank voted)

| | | | |
|-------|-------|---------|-------|
| Yes | 14182 | 70.68% | 14182 |
| No | 5884 | 29.32% | 5884 |
| Total | 20066 | 100.00% | 20066 |

Shall Justice Jorge Labarga of the Supreme Court ... (Vote for 1)

22580 ballots (9 over voted ballots, 9 overvotes, 2488 blank voted)

| | | | |
|-------|-------|---------|-------|
| Yes | 11829 | 58.90% | 11829 |
| No | 8254 | 41.10% | 8254 |
| Total | 20083 | 100.00% | 20083 |

Shall Justice Ricky Polston of the Supreme Court ... (Vote for 1)

22580 ballots (7 over voted ballots, 7 overvotes, 2474 blank voted)

| | | | |
|-------|-------|---------|-------|
| Yes | 13061 | 64.98% | 13061 |
| No | 7038 | 35.02% | 7038 |
| Total | 20099 | 100.00% | 20099 |

Shall Judge Ross L. Bilbrey of the First District ... (Vote for 1)

22580 ballots (33 over voted ballots, 33 overvotes, 2545 blank voted)

| | | | |
|-------|-------|---------|-------|
| Yes | 13533 | 67.66% | 13533 |
| No | 6469 | 32.34% | 6469 |
| Total | 20002 | 100.00% | 20002 |

Shall Judge Susan Kelsey of the First District ... (Vote for 1)

22580 ballots (8 over voted ballots, 8 overvotes, 2692 blank voted)

| | | | |
|-------|-------|---------|-------|
| Yes | 13558 | 68.20% | 13558 |
| No | 6322 | 31.80% | 6322 |
| Total | 19880 | 100.00% | 19880 |

Shall Judge Bobby Long of the First District ... (Vote for 1)

22580 ballots (9 over voted ballots, 9 overvotes, 2587 blank voted)

| | | | |
|-------|-------|---------|-------|
| Yes | 14151 | 70.81% | 14151 |
| No | 5833 | 29.19% | 5833 |
| Total | 19984 | 100.00% | 19984 |

Shall Judge Lori S. Rowe of the First District ... (Vote for 1)

22580 ballots (8 over voted ballots, 8 overvotes, 2580 blank voted)

| | | | |
|-------|-------|---------|-------|
| Yes | 13443 | 67.24% | 13443 |
| No | 6549 | 32.76% | 6549 |
| Total | 19992 | 100.00% | 19992 |

Shall Judge Bo Winokur of the First District ... (Vote for 1)

22580 ballots (4 over voted ballots, 4 overvotes, 2573 blank voted)

| | | | |
|-------|-------|---------|-------|
| Yes | 13663 | 68.30% | 13663 |
| No | 6340 | 31.70% | 6340 |
| Total | 20003 | 100.00% | 20003 |

Limitation on the Assessment of Real Property ... (Vote for 1)

22580 ballots (4 over voted ballots, 4 overvotes, 1475 blank voted)



| | | | |
|-------|-------|---------|-------|
| Yes | 12143 | 57.55% | 12143 |
| No | 8958 | 42.45% | 8958 |
| Total | 21101 | 100.00% | 21101 |

SOURCE: FLA. JUDGE LITE 144



Statement of Votes Cast by Geography
Bay County,FL, General Election, 11/8/2022
All Precincts, All Districts, Election Day, All ScanStations, All Contests, All Boxes
Post Election Automated Independent Audit
Total Ballots Cast: 22580

| Choice | Votes | Vote % | ED |
|--|-------|---------|-------|
| Abolishing the Constitution Revision Commission ... (Vote for 1) | | | |
| 22580 ballots (4 over voted ballots, 4 overvotes, 1676 blank voted) | | | |
| Yes | 11730 | 56.12% | 11730 |
| No | 9170 | 43.88% | 9170 |
| Total | 20900 | 100.00% | 20900 |
| Additional Homestead Property Tax Exemption for ... (Vote for 1) | | | |
| 22580 ballots (4 over voted ballots, 4 overvotes, 1068 blank voted) | | | |
| Yes | 14056 | 65.35% | 14056 |
| No | 7452 | 34.65% | 7452 |
| Total | 21508 | 100.00% | 21508 |



Audit Summary for Optical Scan (Marksense) Ballots

| Bay County | | | | | | | | | | | | Precinct # ALL | | | |
|--|---------------------|-----------------|---------------------|--|---------------------|-----------------|---------------------|-------------------|---------------------|-----------------|---------------------|-------------------------|------------------------|-----------------------|--|
| Election Title: | | | | | | | | | | | | <u>General Election</u> | | Date: 11/18/22 | |
| Contest Audited: | | | | | | | | | | | | United States Senator | | | |
| Candidate or Issue | Early Voting (EV) | | Absentee (ABS) | | Election Day (ED) | | Provisional (PROV) | | 10 Day Overseas | | Totals | | Difference (+ or -) | | |
| | Voting System Total | Automated Audit | Voting System Total | Automated Audit | Voting System Total | Automated Audit | Voting System Total | Automated Audit | Voting System Total | Automated Audit | Voting System Total | Automated Audit Total | | | |
| Marco Rubio | 23928 | 23929 | 9718 | 9718 | 18011 | 18010 | | | | | 51657 | 51657 | 0 | | |
| Val Demings | 4790 | 4791 | 5620 | 5619 | 4137 | 4137 | | | | | 14547 | 14547 | 0 | | |
| Dennis Misigoy | 94 | 94 | 73 | 73 | 133 | 133 | | | | | 300 | 300 | 0 | | |
| Steven B. Grant | 81 | 81 | 65 | 65 | 109 | 109 | | | | | 255 | 255 | 0 | | |
| Tuan TQ Nguyen | 48 | 48 | 63 | 63 | 85 | 85 | | | | | 196 | 196 | 0 | | |
| Write-Ins | 12 | 12 | 18 | 18 | 24 | 24 | | | | | 54 | 54 | 0 | | |
| | | | | | | | | | | | | | | | |
| Overvotes | 3 | 2 | 10 | 11 | 1 | 1 | | | | | 14 | 14 | 0 | | |
| Undervotes | 68 | 67 | 72 | 72 | 80 | 81 | | | | | 220 | 220 | 0 | | |
| Indeterminate Votes | | | | | | | | | | | | | | | |
| Audit Team Members: | | | | | | | | | | | | | | | |
| <i>William D Lewis</i> | | | |  | | | | <i>11/18/2022</i> | | | | | | | |
| Printed Name | | | | Signature | | | | Date | | | | | | | |
| <i>THIEN CAO</i> | | | |  | | | | <i>11/18/22</i> | | | | | | | |
| Printed Name | | | | Signature | | | | Date | | | | | | | |
| Audit Package Completed Sheet # | | | | | | | | | | | | <u>1</u> | of | <u>20</u> | |



Audit Summary for Optical Scan (Marksense) Ballots

| Bay County | | | | | | | | | | | | Precinct # | ALL | | |
|--|---------------------|-----------------|---------------------|--|---------------------|-----------------|---------------------|-------------------|---------------------|-----------------|---------------------|--|------------------------|--------------|----------|
| Election Title: | | | | | | | | | | | | General Election | | Date: | 11/18/22 |
| Contest Audited: | | | | | | | | | | | | Representative in Congress District 2 | | | |
| Candidate or Issue | Early Voting (EV) | | Absentee (ABS) | | Election Day (ED) | | Provisional (PROV) | | 10 Day Overseas | | Totals | | Difference (+ or -) | | |
| | Voting System Total | Automated Audit | Voting System Total | Automated Audit | Voting System Total | Automated Audit | Voting System Total | Automated Audit | Voting System Total | Automated Audit | Voting System Total | Automated Audit Total | | | |
| Neal Dunn | 23994 | 23994 | 9773 | 9773 | 18081 | 18082 | | | | | 51848 | 51849 | -1 | | |
| Al Lawson | 4890 | 4891 | 5753 | 5753 | 4347 | 4348 | | | | | 14990 | 14992 | -2 | | |
| | | | | | | | | | | | | | | | |
| | | | | | | | | | | | | | | | |
| | | | | | | | | | | | | | | | |
| | | | | | | | | | | | | | | | |
| | | | | | | | | | | | | | | | |
| | | | | | | | | | | | | | | | |
| Overvotes | 4 | 4 | 1 | 2 | 4 | 2 | | | | | 9 | 8 | 1 | | |
| Undervotes | 136 | 135 | 112 | 111 | 148 | 148 | | | | | 396 | 394 | 2 | | |
| Indeterminate Votes | | | | | | | | | | | | | | | |
| Audit Team Members: | | | | | | | | | | | | | | | |
| <i>William D. Lewis</i> | | | |  | | | | <u>11/18/2022</u> | | | | | | | |
| Printed Name | | | | Signature | | | | Date | | | | | | | |
| <i>THIEN CAO</i> | | | |  | | | | <u>11/18/22</u> | | | | | | | |
| Printed Name | | | | Signature | | | | Date | | | | | | | |
| Audit Package Completed Sheet # | | | | <u>2</u> | of | | <u>20</u> | | | | | | | | |



Audit Summary for Optical Scan (Marksense) Ballots

| Bay County | | | | | | | | | | | | Precinct # ALL | | | |
|--|---------------------|-----------------|---------------------|--|---------------------|-----------------|---------------------|-------------------|---------------------|-----------------|---------------------|---|------------------------|-----------------------|--|
| Election Title: | | | | | | | | | | | | General Election | | Date: 11/18/22 | |
| Contest Audited: | | | | | | | | | | | | Governor and Lieutenant Governor | | | |
| Candidate or Issue | Early Voting (EV) | | Absentee (ABS) | | Election Day (ED) | | Provisional (PROV) | | 10 Day Overseas | | Totals | | Difference (+ or -) | | |
| | Voting System Total | Automated Audit | Voting System Total | Automated Audit | Voting System Total | Automated Audit | Voting System Total | Automated Audit | Voting System Total | Automated Audit | Voting System Total | Automated Audit Total | | | |
| Ron DeSantis/Jeanette Nunez | 24210 | 24210 | 9915 | 9915 | 18465 | 18466 | | | | | 52590 | 52591 | -1 | | |
| Charlie Crist/Karla Hernandez | 4658 | 4658 | 5527 | 5527 | 3906 | 3906 | | | | | 14091 | 14091 | 0 | | |
| Hector Ross/Jerry "Tub" Rorabaugh | 57 | 57 | 62 | 62 | 80 | 80 | | | | | 199 | 199 | 0 | | |
| Carmen Jackie Gimenez/Kyle "KC" Gibson | 48 | 48 | 77 | 77 | 88 | 88 | | | | | 213 | 213 | 0 | | |
| Overvotes | 5 | 5 | 9 | 9 | 3 | 3 | | | | | 17 | 17 | 0 | | |
| Undervotes | 46 | 46 | 49 | 49 | 38 | 37 | | | | | 133 | 132 | 1 | | |
| Indeterminate Votes | | | | | | | | | | | | | | | |
| Audit Team Members: | | | | | | | | | | | | | | | |
| <i>William D. Lewis</i> | | | |  | | | | <u>11/18/2022</u> | | | | | | | |
| Printed Name | | | | Signature | | | | Date | | | | | | | |
| <i>THUR AD</i> | | | |  | | | | <u>11/18/22</u> | | | | | | | |
| Printed Name | | | | Signature | | | | Date | | | | | | | |
| Audit Package Completed Sheet # | | | | 3 of 20 | | | | | | | | | | | |



Audit Summary for Optical Scan (Marksense) Ballots

| Bay County | | | | | | | | | | | | Precinct # | ALL | | |
|--|---------------------|-----------------|---------------------|--|---------------------|-----------------|---------------------|-------------------|---------------------|-----------------|---------------------|-------------------------|------------------------|--------------|----------|
| Election Title: | | | | | | | | | | | | General Election | | Date: | 11/18/22 |
| Contest Audited: | | | | | | | | | | | | Attorney General | | | |
| Candidate or Issue | Early Voting (EV) | | Absentee (ABS) | | Election Day (ED) | | Provisional (PROV) | | 10 Day Overseas | | Totals | | Difference (+ or -) | | |
| | Voting System Total | Automated Audit | Voting System Total | Automated Audit | Voting System Total | Automated Audit | Voting System Total | Automated Audit | Voting System Total | Automated Audit | Voting System Total | Automated Audit Total | | | |
| Ashley Moody | 24318 | 24318 | 9998 | 9998 | 18412 | 18412 | | | | | 52728 | 52728 | 0 | | |
| Aramis Ayala | 4552 | 4552 | 5469 | 5469 | 3970 | 3970 | | | | | 13991 | 13991 | 0 | | |
| | | | | | | | | | | | | | | | |
| | | | | | | | | | | | | | | | |
| | | | | | | | | | | | | | | | |
| | | | | | | | | | | | | | | | |
| | | | | | | | | | | | | | | | |
| | | | | | | | | | | | | | | | |
| Overvotes | 1 | 1 | 2 | 2 | 1 | 1 | | | | | 4 | 4 | 0 | | |
| Undervotes | 153 | 153 | 170 | 170 | 197 | 197 | | | | | 520 | 520 | 0 | | |
| Indeterminate Votes | | | | | | | | | | | | | | | |
| Audit Team Members: | | | | | | | | | | | | | | | |
| <i>William D. Lewis</i> | | | |  | | | | <u>11/18/2022</u> | | | | | | | |
| Printed Name | | | | Signature | | | | Date | | | | | | | |
| <i>THIEN CAO</i> | | | |  | | | | <u>11/18/22</u> | | | | | | | |
| Printed Name | | | | Signature | | | | Date | | | | | | | |
| Audit Package Completed Sheet # | | | | 4 of 20 | | | | | | | | | | | |



Audit Summary for Optical Scan (Marksense) Ballots

| | | | | | | | | | | | | | | |
|--|----------------------------|--------------------------------|----------------------------|--|----------------------------|------------------------|----------------------------|------------------------|----------------------------|------------------------|----------------------------|------------------------------|----------------------------|-----|
| Bay County | | | | | | | | | | | | | Precinct # | ALL |
| Election Title: | | General Election | | | | | | | | | | Date: | 11/18/22 | |
| Contest Audited: | | Chief Financial Officer | | | | | | | | | | | | |
| Candidate or Issue | Early Voting (EV) | | Absentee (ABS) | | Election Day (ED) | | Provisional (PROV) | | 10 Day Overseas | | Totals | | Difference (+ or -) | |
| | Voting System Total | Automated Audit | Voting System Total | Automated Audit | Voting System Total | Automated Audit | Voting System Total | Automated Audit | Voting System Total | Automated Audit | Voting System Total | Automated Audit Total | | |
| Jimmy Patronis | 24671 | 24671 | 10563 | 10563 | 18685 | 18685 | | | | | 53919 | 53919 | 0 | |
| Adam Hattersley | 4226 | 4227 | 4954 | 4954 | 3733 | 3734 | | | | | 12913 | 12915 | -2 | |
| Overvotes | 1 | 1 | 0 | 0 | 1 | 0 | | | | | 2 | 1 | 1 | |
| Undervotes | 126 | 125 | 122 | 122 | 161 | 161 | | | | | 409 | 408 | 1 | |
| Indeterminate Votes | | | | | | | | | | | | | | |
| Audit Team Members: | | | | | | | | | | | | | | |
| <i>William D. Lewis</i> | | | |  | | | | <i>11/18/2022</i> | | | | | | |
| Printed Name | | | | Signature | | | | Date | | | | | | |
| <i>THIER CA</i> | | | |  | | | | <i>11/18/22</i> | | | | | | |
| Printed Name | | | | Signature | | | | Date | | | | | | |
| Audit Package Completed Sheet # | | <u>5</u> of <u>20</u> | | | | | | | | | | | | |



Audit Summary for Optical Scan (Marksense) Ballots

| Bay County | | | | | | | | | | | | Precinct # ALL | |
|---|---------------------|-----------------|---------------------|--|---------------------|-----------------|---------------------|-----------------|---------------------|-----------------|---------------------|-----------------------|---------------------|
| Election Title: | | | | | | | | | | | | Date: 11/18/22 | |
| Contest Audited: Commissioner of Agriculture | | | | | | | | | | | | | |
| Candidate or Issue | Early Voting (EV) | | Absentee (ABS) | | Election Day (ED) | | Provisional (PROV) | | 10 Day Overseas | | Totals | | Difference (+ or -) |
| | Voting System Total | Automated Audit | Voting System Total | Automated Audit | Voting System Total | Automated Audit | Voting System Total | Automated Audit | Voting System Total | Automated Audit | Voting System Total | Automated Audit Total | |
| Wilton Simpson | 23828 | 23830 | 9597 | 9597 | 17908 | 17909 | | | | | 51333 | 51336 | -3 |
| Naomi Esther Blemur | 4826 | 4826 | 5695 | 5695 | 4289 | 4289 | | | | | 14810 | 14810 | 0 |
| Overvotes | 4 | 2 | 1 | 1 | 8 | 7 | | | | | 13 | 10 | 3 |
| Undervotes | 366 | 366 | 346 | 346 | 375 | 375 | | | | | 1087 | 1087 | 0 |
| Indeterminate Votes | | | | | | | | | | | | | |
| Audit Team Members: | | | | | | | | | | | | | |
| <i>William B. Lewis</i> | | | |  | | | | <i>11/18/22</i> | | | | | |
| Printed Name | | | | Signature | | | | Date | | | | | |
| <i>THOMAS CAZ</i> | | | |  | | | | <i>11/18/22</i> | | | | | |
| Printed Name | | | | Signature | | | | Date | | | | | |
| Audit Package Completed Sheet # | | | | | <u>6</u> | of | <u>20</u> | | | | | | |



Audit Summary for Optical Scan (Marksense) Ballots

| Bay County | | | | | | | | | | | | Precinct # ALL | |
|--|---------------------|---------------------------------|--|-----------------|---------------------|-----------------|---------------------|-----------------|---------------------|-----------------|---------------------|-----------------------|------------------------|
| Election Title: | | <u>General Election</u> | | | | | | | | | | Date: 11/18/22 | |
| Contest Audited: | | State Senator District 2 | | | | | | | | | | | |
| Candidate or Issue | Early Voting (EV) | | Absentee (ABS) | | Election Day (ED) | | Provisional (PROV) | | 10 Day Overseas | | Totals | | Difference (+ or -) |
| | Voting System Total | Automated Audit | Voting System Total | Automated Audit | Voting System Total | Automated Audit | Voting System Total | Automated Audit | Voting System Total | Automated Audit | Voting System Total | Automated Audit Total | |
| Jay Trumbull | 23809 | 23810 | 9930 | 9931 | 18078 | 18078 | | | | | 51817 | 51819 | -2 |
| Carolynn Zonia | 4779 | 4779 | 5484 | 5484 | 4180 | 4180 | | | | | 14443 | 14443 | 0 |
| | | | | | | | | | | | | | |
| | | | | | | | | | | | | | |
| | | | | | | | | | | | | | |
| | | | | | | | | | | | | | |
| | | | | | | | | | | | | | |
| Overvotes | 6 | 5 | 0 | 0 | 2 | 2 | | | | | 8 | 7 | 1 |
| Undervotes | 430 | 430 | 225 | 224 | 320 | 320 | | | | | 975 | 974 | 1 |
| Indeterminate Votes | | | | | | | | | | | | | |
| Audit Team Members: | | | | | | | | | | | | | |
| <i>William B. Lewis</i> | | |  | | | | | | <u>11/18/22</u> | | | | |
| Printed Name | | | Signature | | | | | | Date | | | | |
| <i>TIPER CA</i> | | |  | | | | | | <u>11/18/22</u> | | | | |
| Printed Name | | | Signature | | | | | | Date | | | | |
| Audit Package Completed Sheet # | | | | 7 of 20 | | | | | | | | | |



Audit Summary for Optical Scan (Marksense) Ballots

| Bay County | | | | | | | | | | | | Precinct # ALL | |
|--|---------------------|-----------------|---------------------|--|---------------------|---|---------------------|-----------------|---------------------|-----------------|---------------------|-----------------------|------------------------|
| Election Title: | | | | | | General Election | | | | | | Date: 11/18/22 | |
| Contest Audited: | | | | | | Retention of Supreme Court Justice Charles T. Canady | | | | | | | |
| Candidate or Issue | Early Voting (EV) | | Absentee (ABS) | | Election Day (ED) | | Provisional (PROV) | | 10 Day Overseas | | Totals | | Difference (+ or -) |
| | Voting System Total | Automated Audit | Voting System Total | Automated Audit | Voting System Total | Automated Audit | Voting System Total | Automated Audit | Voting System Total | Automated Audit | Voting System Total | Automated Audit Total | |
| Yes | 18294 | 18297 | 8826 | 8826 | 13607 | 13610 | | | | | 40727 | 40733 | -6 |
| No | 8017 | 8018 | 5205 | 5205 | 6623 | 6625 | | | | | 19845 | 19848 | -3 |
| | | | | | | | | | | | | | |
| | | | | | | | | | | | | | |
| | | | | | | | | | | | | | |
| | | | | | | | | | | | | | |
| | | | | | | | | | | | | | |
| Overvotes | 14 | 10 | 6 | 6 | 12 | 8 | | | | | 32 | 24 | 8 |
| Undervotes | 2699 | 2699 | 1602 | 1602 | 2338 | 2337 | | | | | 6639 | 6638 | 1 |
| Indeterminate Votes | | | | | | | | | | | | | |
| Audit Team Members: | | | | | | | | | | | | | |
| <i>William D. Lewis</i> | | | |  | | | | <i>11/18/22</i> | | | | | |
| Printed Name | | | | Signature | | | | Date | | | | | |
| <i>THUR CAO</i> | | | |  | | | | <i>11/18/22</i> | | | | | |
| Printed Name | | | | Signature | | | | Date | | | | | |
| Audit Package Completed Sheet # | | | | 8 | | | | of | | | | 20 | |



Audit Summary for Optical Scan (Marksense) Ballots

| | | | | | | | | | | | | | | | |
|--|----------------------------|------------------------|--|------------------------|----------------------------|------------------------|----------------------------|------------------------|----------------------------|------------------------|----------------------------|---|--------------------------------|-----------------------|--|
| Bay County | | | | | | | | | | | | Precinct # ALL | | | |
| Election Title: | | | | | | | | | | | | General Election | | Date: 11/18/22 | |
| Contest Audited: | | | | | | | | | | | | Retention of Supreme Court Justice John D. Couriel | | | |
| Candidate or Issue | Early Voting (EV) | | Absentee (ABS) | | Election Day (ED) | | Provisional (PROV) | | 10 Day Overseas | | Totals | | Difference (+ or -) | | |
| | Voting System Total | Automated Audit | Voting System Total | Automated Audit | Voting System Total | Automated Audit | Voting System Total | Automated Audit | Voting System Total | Automated Audit | Voting System Total | Automated Audit Total | | | |
| Yes | 19391 | 19393 | 8822 | 8822 | 14249 | 14252 | | | | | 42462 | 42467 | -5 | | |
| No | 6774 | 6777 | 5140 | 5140 | 5891 | 5891 | | | | | 17805 | 17808 | -3 | | |
| | | | | | | | | | | | | | | | |
| | | | | | | | | | | | | | | | |
| | | | | | | | | | | | | | | | |
| | | | | | | | | | | | | | | | |
| | | | | | | | | | | | | | | | |
| Overvotes | 20 | 15 | 3 | 3 | 6 | 4 | | | | | 29 | 22 | 7 | | |
| Undervotes | 2839 | 2839 | 1674 | 1674 | 2434 | 2433 | | | | | 6947 | 6946 | 1 | | |
| Indeterminate Votes | | | | | | | | | | | | | | | |
| Audit Team Members: | | | | | | | | | | | | | | | |
| <i>William D. Lewis</i> | | |  | | | | | | <u>11/18/22</u> | | | | | | |
| Printed Name | | | Signature | | | | | | Date | | | | | | |
| <i>THIEN CA</i> | | |  | | | | | | <u>11/18/22</u> | | | | | | |
| Printed Name | | | Signature | | | | | | Date | | | | | | |
| Audit Package Completed Sheet # | | | | <u>9</u> | of | | <u>20</u> | | | | | | | | |



Audit Summary for Optical Scan (Marksense) Ballots

| Bay County | | | | | | | | | | | | Precinct # | ALL | | | |
|--|---------------------|-----------------|---------------------|--|---------------------|-----------------|---------------------|-----------------|---------------------|-----------------|---------------------|---|------------------------|--------------|----------|--|
| Election Title: | | | | | | | | | | | | General Election | | Date: | 11/18/22 | |
| Contest Audited: | | | | | | | | | | | | Retention of Supreme Court Justice Jamie Grosshans | | | | |
| Candidate or Issue | Early Voting (EV) | | Absentee (ABS) | | Election Day (ED) | | Provisional (PROV) | | 10 Day Overseas | | Totals | | Difference (+ or -) | | | |
| | Voting System Total | Automated Audit | Voting System Total | Automated Audit | Voting System Total | Automated Audit | Voting System Total | Automated Audit | Voting System Total | Automated Audit | Voting System Total | Automated Audit Total | | | | |
| Yes | 19354 | 19356 | 8836 | 8836 | 14180 | 14182 | | | | | 42370 | 42374 | -4 | | | |
| No | 6762 | 6761 | 5064 | 5064 | 5884 | 5884 | | | | | 17710 | 17709 | 1 | | | |
| | | | | | | | | | | | | | | | | |
| | | | | | | | | | | | | | | | | |
| | | | | | | | | | | | | | | | | |
| | | | | | | | | | | | | | | | | |
| | | | | | | | | | | | | | | | | |
| Overvotes | 14 | 12 | 8 | 8 | 12 | 10 | | | | | 34 | 30 | 4 | | | |
| Undervotes | 2894 | 2895 | 1731 | 1731 | 2504 | 2504 | | | | | 7129 | 7130 | -1 | | | |
| Indeterminate Votes | | | | | | | | | | | | | | | | |
| Audit Team Members: | | | | | | | | | | | | | | | | |
| <i>William D Lewis</i> | | | |  | | | | <i>11/18/22</i> | | | | | | | | |
| Printed Name | | | | Signature | | | | Date | | | | | | | | |
| <i>THOMAS CAO</i> | | | |  | | | | <i>11/18/22</i> | | | | | | | | |
| Printed Name | | | | Signature | | | | Date | | | | | | | | |
| Audit Package Completed Sheet # | | | | <u>10</u> | of | | <u>20</u> | | | | | | | | | |



Audit Summary for Optical Scan (Marksense) Ballots

| Bay County | | | | | | | | | | | | Precinct # | ALL | | |
|--|---------------------|-----------------|---------------------|--|---------------------|-----------------|---------------------|-----------------|---------------------|-----------------|---------------------|---|---------------------|--------------|----------|
| Election Title: | | | | | | | | | | | | General Election | | Date: | 11/18/22 |
| Contest Audited: | | | | | | | | | | | | Retention of Supreme Court Justice Jorge Labarga | | | |
| Candidate or Issue | Early Voting (EV) | | Absentee (ABS) | | Election Day (ED) | | Provisional (PROV) | | 10 Day Overseas | | Totals | | Difference (+ or -) | | |
| | Voting System Total | Automated Audit | Voting System Total | Automated Audit | Voting System Total | Automated Audit | Voting System Total | Automated Audit | Voting System Total | Automated Audit | Voting System Total | Automated Audit Total | | | |
| Yes | 15620 | 15621 | 8730 | 8730 | 11826 | 11829 | | | | | 36176 | 36180 | -4 | | |
| No | 10481 | 10481 | 5194 | 5193 | 8252 | 8254 | | | | | 23927 | 23928 | -1 | | |
| Overvotes | 16 | 15 | 6 | 7 | 14 | 9 | | | | | 36 | 31 | 5 | | |
| Undervotes | 2907 | 2907 | 1709 | 1709 | 2488 | 2488 | | | | | 7104 | 7104 | 0 | | |
| Indeterminate Votes | | | | | | | | | | | | | | | |
| Audit Team Members: | | | | | | | | | | | | | | | |
| <i>William D. Lewis</i> | | | |  | | | | <i>11/18/22</i> | | | | | | | |
| Printed Name | | | | Signature | | | | Date | | | | | | | |
| <i>THIER CA</i> | | | |  | | | | <i>11/18/22</i> | | | | | | | |
| Printed Name | | | | Signature | | | | Date | | | | | | | |
| Audit Package Completed Sheet # | | | | | <u>11</u> | of | | <u>20</u> | | | | | | | |



Audit Summary for Optical Scan (Marksense) Ballots

| Bay County | | | | | | | | | | | | Precinct # | ALL | | |
|--|---------------------|-----------------|--|-----------------|---------------------|-----------------|---------------------|-----------------|---------------------|-----------------|---------------------|---|------------------------|--------------|----------|
| Election Title: | | | | | | | | | | | | General Election | | Date: | 11/18/22 |
| Contest Audited: | | | | | | | | | | | | Retention of Supreme Court Justice Ricky Polston | | | |
| Candidate or Issue | Early Voting (EV) | | Absentee (ABS) | | Election Day (ED) | | Provisional (PROV) | | 10 Day Overseas | | Totals | | Difference (+ or -) | | |
| | Voting System Total | Automated Audit | Voting System Total | Automated Audit | Voting System Total | Automated Audit | Voting System Total | Automated Audit | Voting System Total | Automated Audit | Voting System Total | Automated Audit Total | | | |
| Yes | 17604 | 17604 | 8777 | 8777 | 13060 | 13061 | | | | | 39441 | 39442 | -1 | | |
| No | 8562 | 8562 | 5165 | 5165 | 7037 | 7038 | | | | | 20764 | 20765 | -1 | | |
| | | | | | | | | | | | | | | | |
| | | | | | | | | | | | | | | | |
| | | | | | | | | | | | | | | | |
| | | | | | | | | | | | | | | | |
| | | | | | | | | | | | | | | | |
| Overvotes | 4 | 4 | 7 | 7 | 8 | 7 | | | | | 19 | 18 | 1 | | |
| Undervotes | 2854 | 2854 | 1690 | 1690 | 2475 | 2474 | | | | | 7019 | 7018 | 1 | | |
| Indeterminate Votes | | | | | | | | | | | | | | | |
| Audit Team Members: | | | | | | | | | | | | | | | |
| <i>William B. Lewis</i> | | |  | | | | | | <u>11/18/22</u> | | | | | | |
| Printed Name | | | Signature | | | | | | Date | | | | | | |
| <i>Ther Cas</i> | | |  | | | | | | <u>11/18/22</u> | | | | | | |
| Printed Name | | | Signature | | | | | | Date | | | | | | |
| Audit Package Completed Sheet # | | | | <u>12</u> | of | | <u>20</u> | | | | | | | | |



Audit Summary for Optical Scan (Marksense) Ballots

| Bay County | | | | | | | | | | | | Precinct # ALL | | | |
|--|---------------------|-----------------|--|-----------------|---------------------|-----------------|---------------------|-----------------|---------------------|-----------------|---------------------|--|------------------------|-----------------------|--|
| Election Title: | | | | | | | | | | | | General Election | | Date: 11/18/22 | |
| Contest Audited: | | | | | | | | | | | | Retention of First District Court of Appeal Judge Ross L. Bilbrey | | | |
| Candidate or Issue | Early Voting (EV) | | Absentee (ABS) | | Election Day (ED) | | Provisional (PROV) | | 10 Day Overseas | | Totals | | Difference (+ or -) | | |
| | Voting System Total | Automated Audit | Voting System Total | Automated Audit | Voting System Total | Automated Audit | Voting System Total | Automated Audit | Voting System Total | Automated Audit | Voting System Total | Automated Audit Total | | | |
| Yes | 18479 | 18484 | 8873 | 8873 | 13529 | 13533 | | | | | 40881 | 40890 | -9 | | |
| No | 7487 | 7487 | 4941 | 4941 | 6469 | 6469 | | | | | 18897 | 18897 | 0 | | |
| | | | | | | | | | | | | | | | |
| | | | | | | | | | | | | | | | |
| | | | | | | | | | | | | | | | |
| | | | | | | | | | | | | | | | |
| Overvotes | 46 | 41 | 14 | 14 | 37 | 33 | | | | | 97 | 88 | 9 | | |
| Undervotes | 3012 | 3012 | 1811 | 1811 | 2545 | 2545 | | | | | 7368 | 7368 | 0 | | |
| Indeterminate Votes | | | | | | | | | | | | | | | |
| Audit Team Members: | | | | | | | | | | | | | | | |
| <i>William S. Lewis</i> | | |  | | | | | | <i>11/18/22</i> | | | | | | |
| Printed Name | | | Signature | | | | | | Date | | | | | | |
| <i>THIEU CAO</i> | | |  | | | | | | <i>11/18/22</i> | | | | | | |
| Printed Name | | | Signature | | | | | | Date | | | | | | |
| Audit Package Completed Sheet # | | | | <u>13</u> | of | | <u>20</u> | | | | | | | | |



Audit Summary for Optical Scan (Marksense) Ballots

| Bay County | | | | | | | | | | | | Precinct # | ALL | | | |
|--|---------------------|-----------------|--|-----------------|---------------------|-----------------|---------------------|-----------------|---------------------|-----------------|---------------------|---|------------------------|--------------|----------|--|
| Election Title: | | | | | | | | | | | | General Election | | Date: | 11/18/22 | |
| Contest Audited: | | | | | | | | | | | | Retention of First District Court of Appeal Judge Susan Kelsey | | | | |
| Candidate or Issue | Early Voting (EV) | | Absentee (ABS) | | Election Day (ED) | | Provisional (PROV) | | 10 Day Overseas | | Totals | | Difference (+ or -) | | | |
| | Voting System Total | Automated Audit | Voting System Total | Automated Audit | Voting System Total | Automated Audit | Voting System Total | Automated Audit | Voting System Total | Automated Audit | Voting System Total | Automated Audit Total | | | | |
| Yes | 18340 | 18342 | 9134 | 9135 | 13557 | 13558 | | | | | 41031 | 41035 | -4 | | | |
| No | 7490 | 7491 | 4647 | 4648 | 6322 | 6322 | | | | | 18459 | 18461 | -2 | | | |
| | | | | | | | | | | | | | | | | |
| | | | | | | | | | | | | | | | | |
| | | | | | | | | | | | | | | | | |
| | | | | | | | | | | | | | | | | |
| | | | | | | | | | | | | | | | | |
| | | | | | | | | | | | | | | | | |
| Overvotes | 13 | 10 | 6 | 6 | 9 | 8 | | | | | 28 | 24 | 4 | | | |
| Undervotes | 3181 | 3181 | 1852 | 1850 | 2692 | 2692 | | | | | 7725 | 7723 | 2 | | | |
| Indeterminate Votes | | | | | | | | | | | | | | | | |
| Audit Team Members: | | | | | | | | | | | | | | | | |
| <i>William B. Lewis</i> | | |  | | | | | | <i>11/18/22</i> | | | | | | | |
| Printed Name | | | Signature | | | | | | Date | | | | | | | |
| <i>THEW CAO</i> | | |  | | | | | | <i>11/18/22</i> | | | | | | | |
| Printed Name | | | Signature | | | | | | Date | | | | | | | |
| Audit Package Completed Sheet # | | | | <u>14</u> | of | <u>20</u> | | | | | | | | | | |

**Audit Summary
for Optical Scan (Marksense) Ballots**

| | | | | | | | | | | | | | | |
|--|--|---|------------------------|--|------------------------|----------------------------|------------------------|----------------------------|------------------------|----------------------------|------------------------|----------------------------|------------------------------|----------------------------|
| Bay County | | | | | | | | | | | | Precinct # ALL | | |
| Election Title: | | General Election | | | | | | | | | | Date: 11/18/22 | | |
| Contest Audited: | | Retention of First District Court of Appeal Judge Bobby Long | | | | | | | | | | | | |
| | | Early Voting (EV) | | Absentee (ABS) | | Election Day (ED) | | Provisional (PROV) | | 10 Day Overseas | | Totals | | |
| Candidate or Issue | | Voting System Total | Automated Audit | Voting System Total | Automated Audit | Voting System Total | Automated Audit | Voting System Total | Automated Audit | Voting System Total | Automated Audit | Voting System Total | Automated Audit Total | Difference (+ or -) |
| Yes | | 19192 | 19195 | 8858 | 8859 | 14145 | 14151 | | | | | 42195 | 42205 | -10 |
| No | | 6741 | 6743 | 4963 | 4963 | 5834 | 5833 | | | | | 17538 | 17539 | -1 |
| | | | | | | | | | | | | | | |
| | | | | | | | | | | | | | | |
| | | | | | | | | | | | | | | |
| | | | | | | | | | | | | | | |
| | | | | | | | | | | | | | | |
| | | | | | | | | | | | | | | |
| | | | | | | | | | | | | | | |
| | | | | | | | | | | | | | | |
| Overvotes | | 21 | 17 | 5 | 5 | 15 | 9 | | | | | 41 | 31 | 10 |
| Undervotes | | 3070 | 3069 | 1813 | 1812 | 2586 | 2587 | | | | | 7469 | 7468 | 1 |
| Indeterminate Votes | | | | | | | | | | | | | | |
| Audit Team Members: | | | | | | | | | | | | | | |
| William D. Lewis | | | |  | | | | 11/18/22 | | | | | | |
| Printed Name | | | | Signature | | | | Date | | | | | | |
| THIEN CAO | | | |  | | | | 11/18/22 | | | | | | |
| Printed Name | | | | Signature | | | | Date | | | | | | |
| Audit Package Completed Sheet # | | | | | 15 | of | | 20 | | | | | | |

Audit Summary for Optical Scan (Marksense) Ballots

| Bay County | | | | | | | | | | | | Precinct # | ALL | | |
|--|---------------------|-----------------|--|-----------------|---------------------|-----------------|---------------------|-----------------|---------------------|-----------------|---------------------|---|------------------------|--------------|----------|
| Election Title: | | | | | | | | | | | | General Election | | Date: | 11/18/22 |
| Contest Audited: | | | | | | | | | | | | Retention of First District Court of Appeal Judge Lori S. Rowe | | | |
| Candidate or Issue | Early Voting (EV) | | Absentee (ABS) | | Election Day (ED) | | Provisional (PROV) | | 10 Day Overseas | | Totals | | Difference (+ or -) | | |
| | Voting System Total | Automated Audit | Voting System Total | Automated Audit | Voting System Total | Automated Audit | Voting System Total | Automated Audit | Voting System Total | Automated Audit | Voting System Total | Automated Audit Total | | | |
| Yes | 17699 | 17701 | 8978 | 8978 | 13441 | 13443 | | | | | 40118 | 40122 | -4 | | |
| No | 8260 | 8263 | 4847 | 4847 | 6549 | 6549 | | | | | 19656 | 19659 | -3 | | |
| | | | | | | | | | | | | | | | |
| | | | | | | | | | | | | | | | |
| | | | | | | | | | | | | | | | |
| | | | | | | | | | | | | | | | |
| | | | | | | | | | | | | | | | |
| | | | | | | | | | | | | | | | |
| Overvotes | 27 | 21 | 6 | 6 | 10 | 8 | | | | | 43 | 35 | 8 | | |
| Undervotes | 3038 | 3039 | 1808 | 1808 | 2580 | 2580 | | | | | 7426 | 7427 | -1 | | |
| Indeterminate Votes | | | | | | | | | | | | | | | |
| Audit Team Members: | | | | | | | | | | | | | | | |
| <i>William B. Lewis</i> | | |  | | | | | | <i>11/18/22</i> | | | | | | |
| Printed Name | | | Signature | | | | | | Date | | | | | | |
| <i>THOMAS</i> | | |  | | | | | | <i>11/18/22</i> | | | | | | |
| Printed Name | | | Signature | | | | | | Date | | | | | | |
| Audit Package Completed Sheet # | | | | <u>16</u> | of | <u>20</u> | | | | | | | | | |

**Audit Summary
for Optical Scan (Marksense) Ballots**



Bay County **Precinct #** ALL

Election Title: **General Election**
Date: 11/18/22

Contest Audited: **Retention of First District Court of Appeal Judge Bo Winokur**

| Candidate or Issue | Early Voting (EV) | | Absentee (ABS) | | Election Day (ED) | | Provisional (PROV) | | 10 Day Overseas | | Totals | | Difference (+ or -) |
|---------------------|---------------------|-----------------|---------------------|-----------------|---------------------|-----------------|---------------------|-----------------|---------------------|-----------------|---------------------|-----------------------|---------------------|
| | Voting System Total | Automated Audit | Voting System Total | Automated Audit | Voting System Total | Automated Audit | Voting System Total | Automated Audit | Voting System Total | Automated Audit | Voting System Total | Automated Audit Total | |
| Yes | 18617 | 18620 | 8612 | 8615 | 13663 | 13663 | | | | | 40892 | 40898 | -6 |
| No | 7350 | 7352 | 5184 | 5183 | 6338 | 6340 | | | | | 18872 | 18875 | -3 |
| Overvotes | 14 | 9 | 1 | 1 | 6 | 4 | | | | | 21 | 14 | 7 |
| Undervotes | 3043 | 3043 | 1842 | 1840 | 2573 | 2573 | | | | | 7458 | 7456 | 2 |
| Indeterminate Votes | | | | | | | | | | | | | |

Audit Team Members:

| | | |
|-------------------------|--|-----------------|
| <u>William B. Lewis</u> |  | <u>11/18/22</u> |
| Printed Name | Signature | Date |
| <u>THIEN CAO</u> |  | <u>11/18/22</u> |
| Printed Name | Signature | Date |

Audit Package Completed Sheet # 17 of 20

Audit Summary for Optical Scan (Marksense) Ballots

| | | | | | | | | | | | | | |
|-------------------------|---------------------------|--|---------------------------|--------------------|---------------------------|--------------------|---------------------------|--------------------|---------------------------|--------------------|---------------------------|--------------------------|------------------------|
| Bay County | | | | | | | | | | | Precinct # ALL | | |
| Election Title: | | General Election | | | | | | | | | Date: 11/18/22 | | |
| Contest Audited: | | No. 1 Constitutional Amendment, Article VII, Section 4; Article XII, Section 42 | | | | | | | | | | | |
| Candidate or Issue | Early Voting (EV) | | Absentee (ABS) | | Election Day (ED) | | Provisional (PROV) | | 10 Day Overseas | | Totals | | Difference (+ or -) |
| | Voting System Total | Automated Audit | Voting System Total | Automated Audit | Voting System Total | Automated Audit | Voting System Total | Automated Audit | Voting System Total | Automated Audit | Voting System Total | Automated Audit Total | |
| Yes | 16661 | 16664 | 8484 | 8485 | 12143 | 12143 | | | | | 37288 | 37292 | -4 |
| No | 10591 | 10590 | 5819 | 5820 | 8956 | 8958 | | | | | 25366 | 25368 | -2 |
| | | | | | | | | | | | | | |
| | | | | | | | | | | | | | |
| | | | | | | | | | | | | | |
| | | | | | | | | | | | | | |
| Overvotes | 15 | 12 | 1 | 1 | 5 | 4 | | | | | 21 | 17 | 4 |
| Undervotes | 1757 | 1758 | 1335 | 1333 | 1476 | 1475 | | | | | 4568 | 4566 | 2 |
| Indeterminate Votes | | | | | | | | | | | | | |

Audit Team Members:


| | | |
|-------------------------|------------------|-----------------|
| <i>William B. Lewis</i> | | <i>11/18/22</i> |
| Printed Name | Signature | Date |
| <i>THOMAS CAS</i> | | <i>11/18/22</i> |
| Printed Name | Signature | Date |

Audit Package Completed Sheet # 18 of 20



Audit Summary for Optical Scan (Marksense) Ballots

| Bay County | | | | | | | | | | | | Precinct # | ALL | | |
|-------------------------|---------------------|-----------------|---------------------|-----------------|---------------------|-----------------|---------------------|-----------------|---------------------|-----------------|---------------------|--|---------------------|--------------|----------|
| Election Title: | | | | | | | | | | | | General Election | | Date: | 11/18/22 |
| Contest Audited: | | | | | | | | | | | | No. 2 Constitutional Amendment, Article II, Section 5; Article XI, Sections 2 and 5 | | | |
| Candidate or Issue | Early Voting (EV) | | Absentee (ABS) | | Election Day (ED) | | Provisional (PROV) | | 10 Day Overseas | | Totals | | Difference (+ or -) | | |
| | Voting System Total | Automated Audit | Voting System Total | Automated Audit | Voting System Total | Automated Audit | Voting System Total | Automated Audit | Voting System Total | Automated Audit | Voting System Total | Automated Audit Total | | | |
| Yes | 15555 | 15557 | 7830 | 7830 | 11728 | 11730 | | | | | 35113 | 35117 | -4 | | |
| No | 11507 | 11508 | 6405 | 6405 | 9167 | 9170 | | | | | 27079 | 27083 | -4 | | |
| Overvotes | 11 | 7 | 3 | 3 | 9 | 4 | | | | | 23 | 14 | 9 | | |
| Undervotes | 1951 | 1952 | 1401 | 1401 | 1676 | 1676 | | | | | 5028 | 5029 | -1 | | |
| Indeterminate Votes | | | | | | | | | | | | | | | |

Audit Team Members:

| | | |
|-------------------------|--|-----------------|
| <i>William D. Lewis</i> |  | <i>11/18/22</i> |
| Printed Name | Signature | Date |
| <i>THIEN Ho</i> |  | <i>11/18/22</i> |
| Printed Name | Signature | Date |

Audit Summary for Optical Scan (Marksense) Ballots

| Bay County | | | | | | | | | | | | Precinct # | ALL | | |
|--|---------------------|-----------------|--|-----------------|---------------------|-----------------|---------------------|-----------------|---------------------|-----------------|---------------------|---|---------------------|-----------|----------|
| Election Title: | | | | | | | | | | | | General Election | | Date: | 11/18/22 |
| Contest Audited: | | | | | | | | | | | | No. 3 Constitutional Amendment, Article VII, Section 6; Article XII | | | |
| Candidate or Issue | Early Voting (EV) | | Absentee (ABS) | | Election Day (ED) | | Provisional (PROV) | | 10 Day Overseas | | Totals | | Difference (+ or -) | | |
| | Voting System Total | Automated Audit | Voting System Total | Automated Audit | Voting System Total | Automated Audit | Voting System Total | Automated Audit | Voting System Total | Automated Audit | Voting System Total | Automated Audit Total | | | |
| Yes | 16743 | 16745 | 8737 | 8736 | 14056 | 14056 | | | | | 39536 | 39537 | -1 | | |
| No | 10932 | 10935 | 5911 | 5911 | 7447 | 7452 | | | | | 24290 | 24298 | -8 | | |
| | | | | | | | | | | | | | | | |
| | | | | | | | | | | | | | | | |
| | | | | | | | | | | | | | | | |
| | | | | | | | | | | | | | | | |
| | | | | | | | | | | | | | | | |
| Overvotes | 11 | 7 | 3 | 3 | 9 | 4 | | | | | 23 | 14 | 9 | | |
| Undervotes | 1338 | 1337 | 988 | 989 | 1068 | 1068 | | | | | 3394 | 3394 | 0 | | |
| Indeterminate Votes | | | | | | | | | | | | | | | |
| | | | | | | | | | | | | | | | |
| Audit Team Members: | | | | | | | | | | | | | | | |
| <i>William D. Lewis</i> | | |  | | | | | | <i>11/18/22</i> | | | | | | |
| Printed Name | | | Signature | | | | | | Date | | | | | | |
| <i>THIEN CAO</i> | | |  | | | | | | <i>11/18/22</i> | | | | | | |
| Printed Name | | | Signature | | | | | | Date | | | | | | |
| Audit Package Completed Sheet # | | | | | | | | | | | | | | | |
| | | | | | | | | | | | | <u>20</u> | of | <u>20</u> | |